

# Boca Walk-in Tub

Premier, Lowest Step, Therapeutic, Safe Bathing.




**800.903.8095**  
308 Bell Park Dr, Woodstock, GA 30188

# What makes us unique

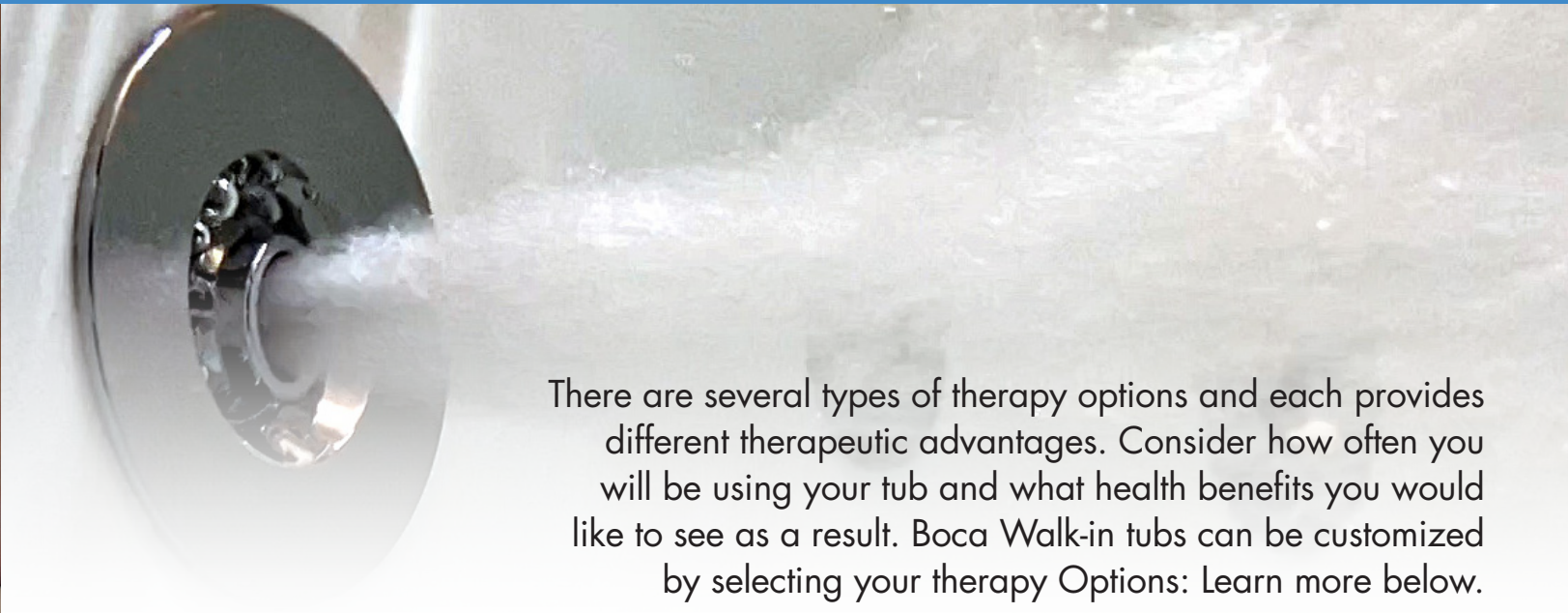
## About Boca

Helping you to stay safe, independent, and relaxed in your bathroom is important to us, especially with many adults choosing to age in place.

We have been manufacturing our Walk-In Tubs for over 10 years and have the only "frameless" walk-in tub design on the market. With our internal framed design, our walk-in tub installs directly on the subfloor of your home making the step only 2 inches or less, compared to a 4-6 inch step in on other walk-in tubs.



# Therapeutic Benefits



There are several types of therapy options and each provides different therapeutic advantages. Consider how often you will be using your tub and what health benefits you would like to see as a result. Boca Walk-in tubs can be customized by selecting your therapy Options: Learn more below.



## Therapeutic Options

- Spa Like Features - Injuries, illness, stress, or everyday aches and pain can make even the simplest of tasks feel exhausting. A Boca walk-in tub offers relief of these conditions.
- Air Jets - Air massage therapy is a wonderful way to calm and liberate your body of everyday stress and tensions in a very healthy way.
- Whirlpool Jets - Whirlpool massage therapy offers quick relief for sore muscles but can also relieve joint pain and improve blood circulation.
- Air/ Whirlpool Dual Option - If you cannot choose between the whirlpool and the air tub, then a combination of the two may be what you are looking for.
- Chromatherapy - Chromatherapy uses colors to promote harmony and natural well-being.
- Aromatherapy - The role of aromatherapy is to stimulate and reinforce our body's natural defenses by inducing a state of relaxation and general well-being.



## Control

- The jet diverter allows you to control the water jets to be in the foot well only or a back massage.
- Large Push Button controls allow you to turn on the Water Jets, Air jets and light.
- A separate control is also added for the heated seat.
- The Faucet set has a thermostatic control so you can set once for constant water temperature every time.

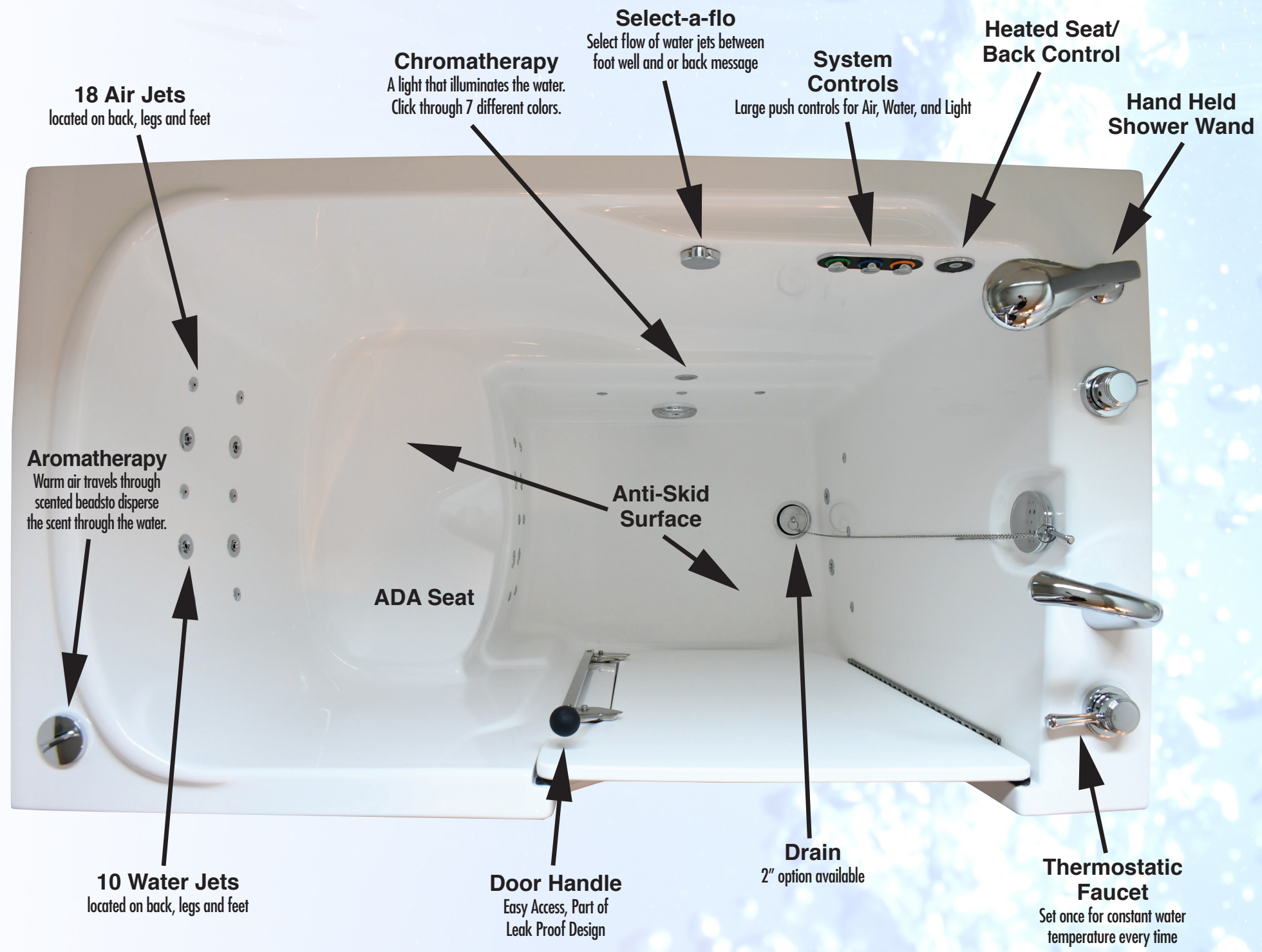



## What we Offer

Our tubs are custom made to meet your specific needs and come in two colors and 7 sizes. We use upper marine grade gel coat and fiberglass which means it is as strong as a boat or yacht.

We offer a lifetime warranty on ALL parts and components, so you are covered for life!

We are most proud of being **MADE IN AMERICA!**



# Available Tub Sizes & Colors

## Petite

Great for narrow hallways and small bathrooms! If you would like to conserve water or have a faster fill or drain time, this is the tub for you! Recommended height is 6'2" or shorter and weight is 210 LB's or less. Works well with a 40-gallon water heater or greater.

**26" Wide x 51" Long x 36" Tall**

## Petite Short

Perfect for 48" shower replacements. If you would like to conserve water or have a faster fill or drain time, this is the tub for you! Recommended height is 6'0" or shorter and weight is 280 LB's or less. Works well with a 40-gallon water heater or greater.

**30" Wide x 47" Long x 36"**

## Standard

This is our most popular tub size for the last 10+ years! Fits most homes and has the most efficient space to comfort ratio! Recommended height is 6'2" or shorter and weight is 280 LB's or less. Works well with a 40-gallon water heater or greater.

**30" Wide x 51" Long x 36" Tall**

## Deep Soaker

Designed for a deeper soak! Works great for people who are 6'2" or taller or someone who wants to have the water level above their shoulders. Recommended weight is 320 LB's or less. Tankless or 80-gallon water heater is suggested.

**30" Wide x 51" Long x 40" Tall**

## Wide

This tub works perfect for someone who needs a wider seat area! Larger door entry for wheelchair or walker access. Recommended weight is 450 LB's or less, height 6'4" or shorter. Tankless or 80-gallon water heater is suggested.

**32" Wide x 56" Long x 36" Tall**

## Wide/Deep

The largest tub on the market! This tub is perfect for someone who needs a wider seat and wants a deeper soak. Larger door entry for wheelchair or walker access. Recommended weight is 450 LB's or less, height 6'6" or shorter. Tankless or 80-gallon water heater is suggested.

**32" Wide x 56" Long x 40"**

## Two-Seater

The only Two-Seater walk in tub on the market! Features two seats facing each other with separate controls for individual comfort and therapy. Tub can be used solo as well. Tankless or 80-gallon water heater is suggested.

**32" Wide x 62" Long x 36"**



# More Options




**Pure Bubbles:** An additional air system that has 1 large jet. This jet releases thousands of tiny bubbles that penetrate the pores of the skin. This can be added to a regular dual system. This feature is recommended when you have skin conditions such as eczema or psoriasis.

**Rainfall Shower Head:** This is a shower head specially designed for our walk-in tub. If you would prefer a standing shower instead of taking a bath at times this is for you!

**Vibe Music System:** Built in blue tooth speaker system that uses the tub to amplify the sound. Also works in conjunction with the chromotherapy light to provide a "light show" to any song playing.

**Warm and Safe:** This is a digital thermometer that will read the water temperature for the tub. This is a safety feature for when you have a loss of feeling in your legs and your concerned of filling the tub with water that is too hot.



# Made in America



